



គម្រោងភារកម្ពុជា  
TRANSPARENCY  
INTERNATIONAL  
Cambodia

# A NATIONAL SURVEY ON ACCOUNTABILITY AND TRANSPARENCY OF BUDGET PROCESSES

---

## KEY FINDINGS

**PECH PISEY**

**Senior Director of Programmes**

**Transparency International Cambodia**

**Date: May 9, 2018**

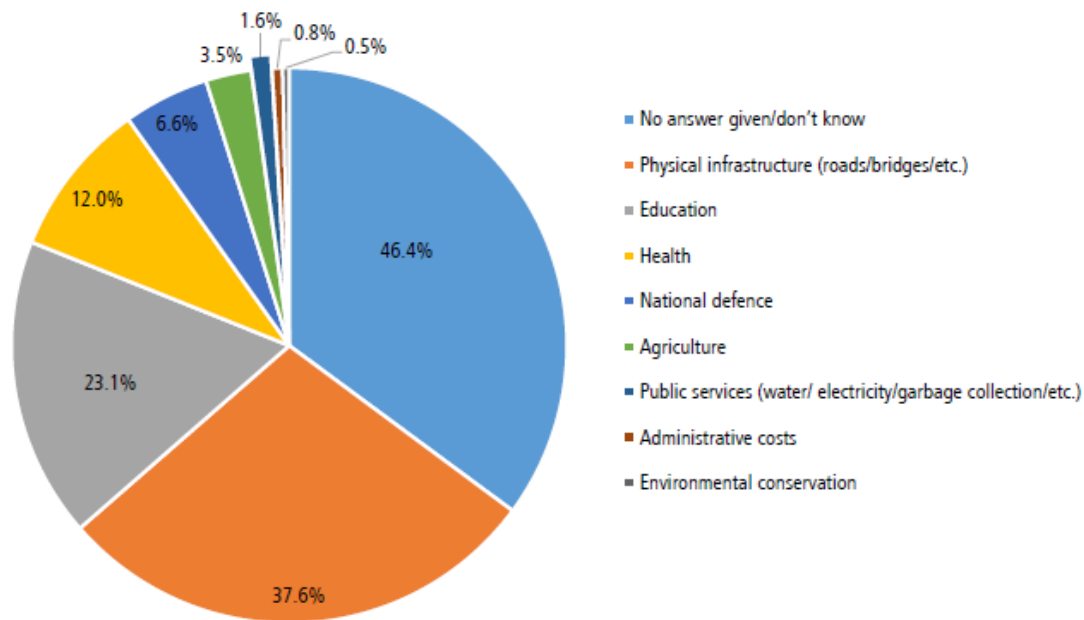
**NATIONAL LEVEL**

# Knowledge of National Budget Processes

Question	Correct answer given by respondent	Incorrect / no answer given by respondent
Can you tell me what is the total amount of Cambodia's national budget for 2017? (Answer accepted: \$5 billion)	0.3%	99.7%
Can you tell me which state institution prepares the draft budget law? (Answer accepted: Ministry of Economy and Finance)	5.1%	94.9%
Can you tell me which state institutions debate and approve the draft budget law? (Answer accepted: Senate and National Assembly)	3.4%	96.6%

(N = 1,596. Source: National survey data, 2017.)

**According to what you know, in what sectors did the national government allocate most of its budget last year? Please choose the top three sectors.**



(N = 1,596. Answers may total more than 100% because multiple response was allowed.)

Source: National survey data, 2017.)

# Past Access to National Budget Information

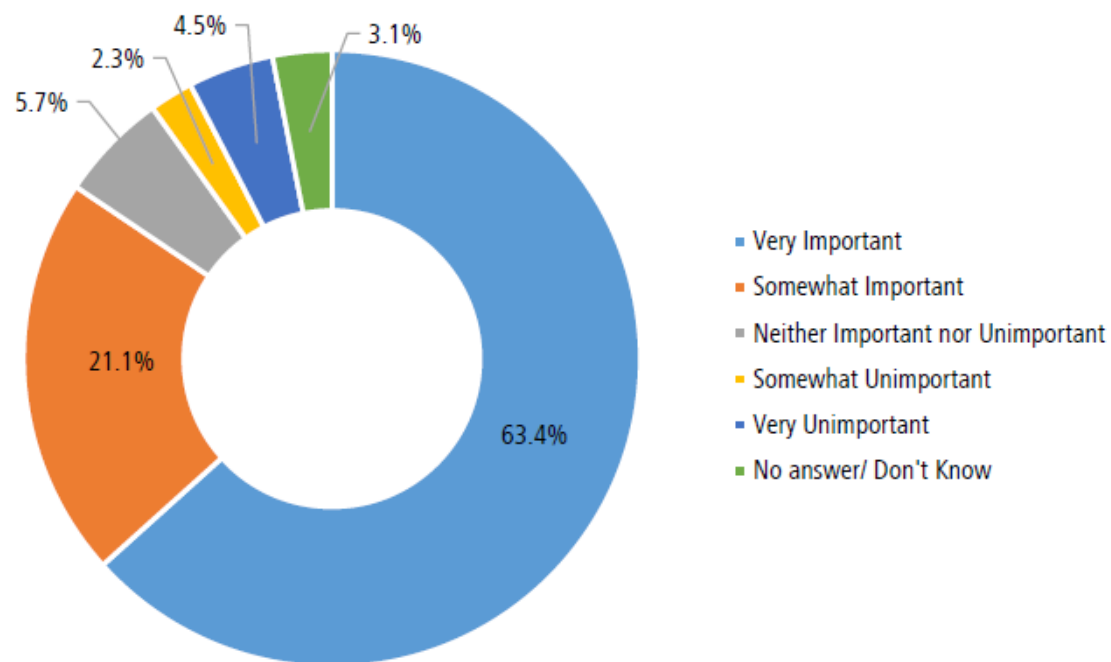
Question	Yes	No	Don't Know
Have you ever seen any official budget document prepared by the national government?	0.1%	88.0%	11.9%
Have you ever tried to obtain information on the national budget?	1.1%	89.5%	9.3%

(N = 1,596. Source: National survey data, 2017.)

Of those 18 respondents who attempted to obtain information on the national budget, the most common ways were via the media (44.4%), the internet (38.9%), or through approaching sub-national officials in person (38.9%).

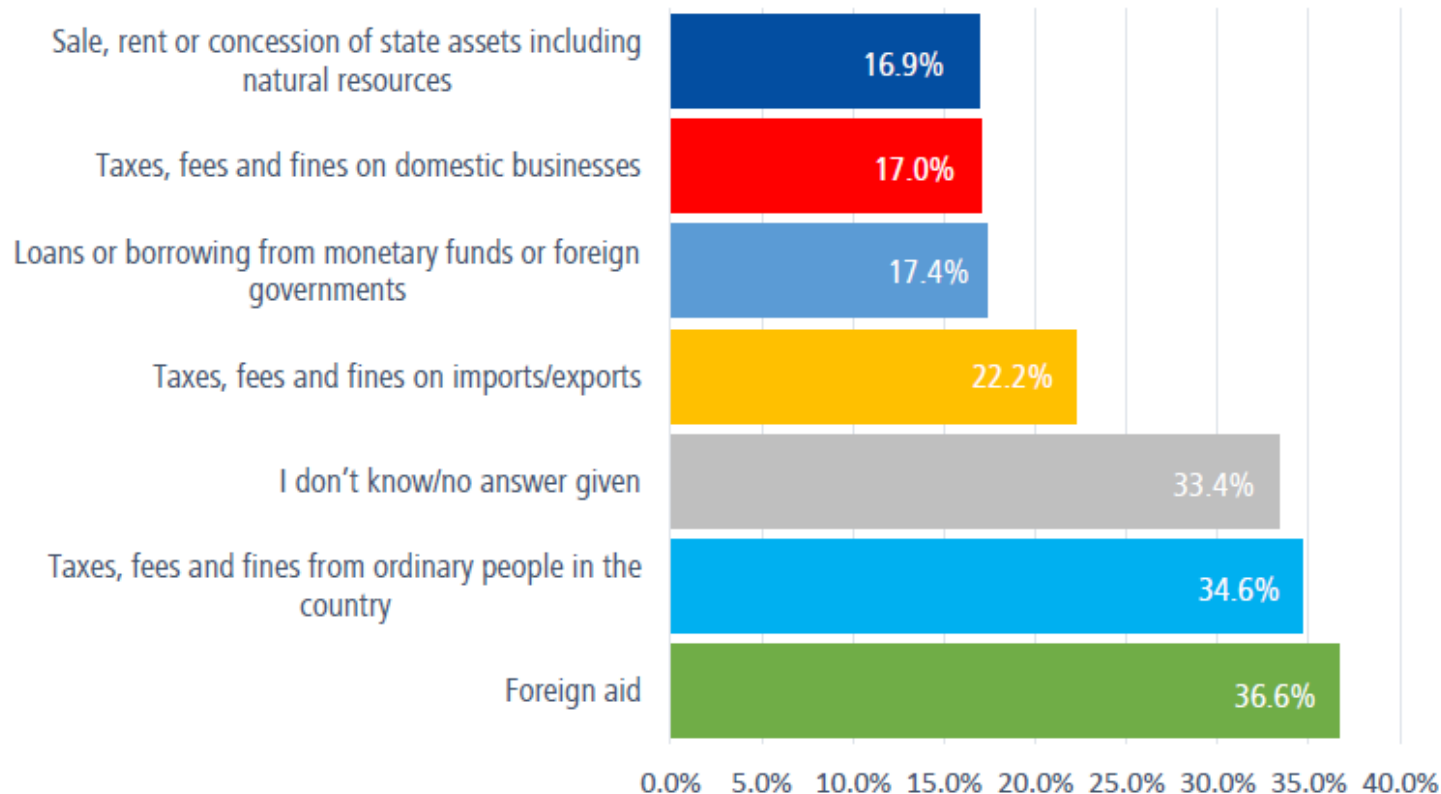
# Attitudes on the importance of public access to national budget information

How important do you think it is that someone like you can have access to information about the national budget of Cambodia?



(N = 1,596. Source: National survey data, 2017.)

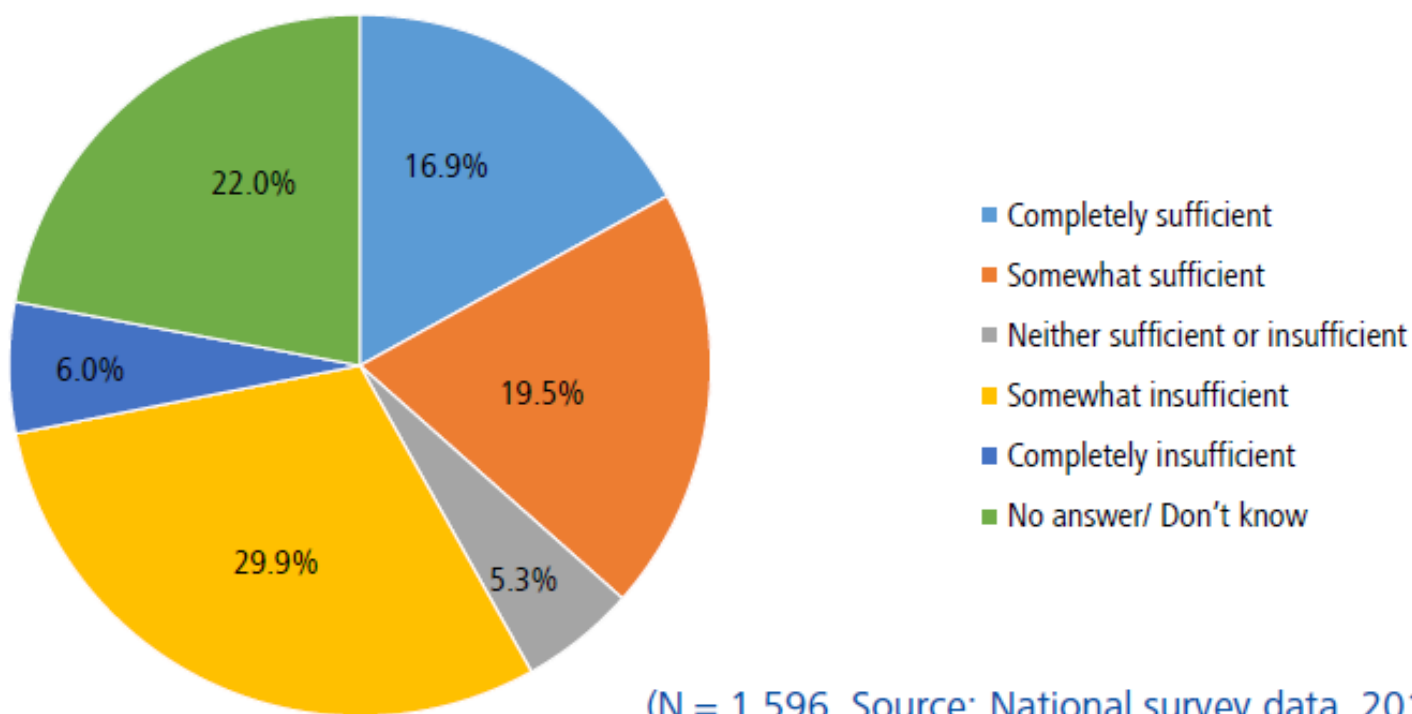
## What are the sources of the government's revenues?



(N = 1,596. Source: National survey data, 2017.)

# Attitudes on the sufficiency of national budget revenues

Do you think the funds available to the national government are sufficient to pay for all expenses it should make?

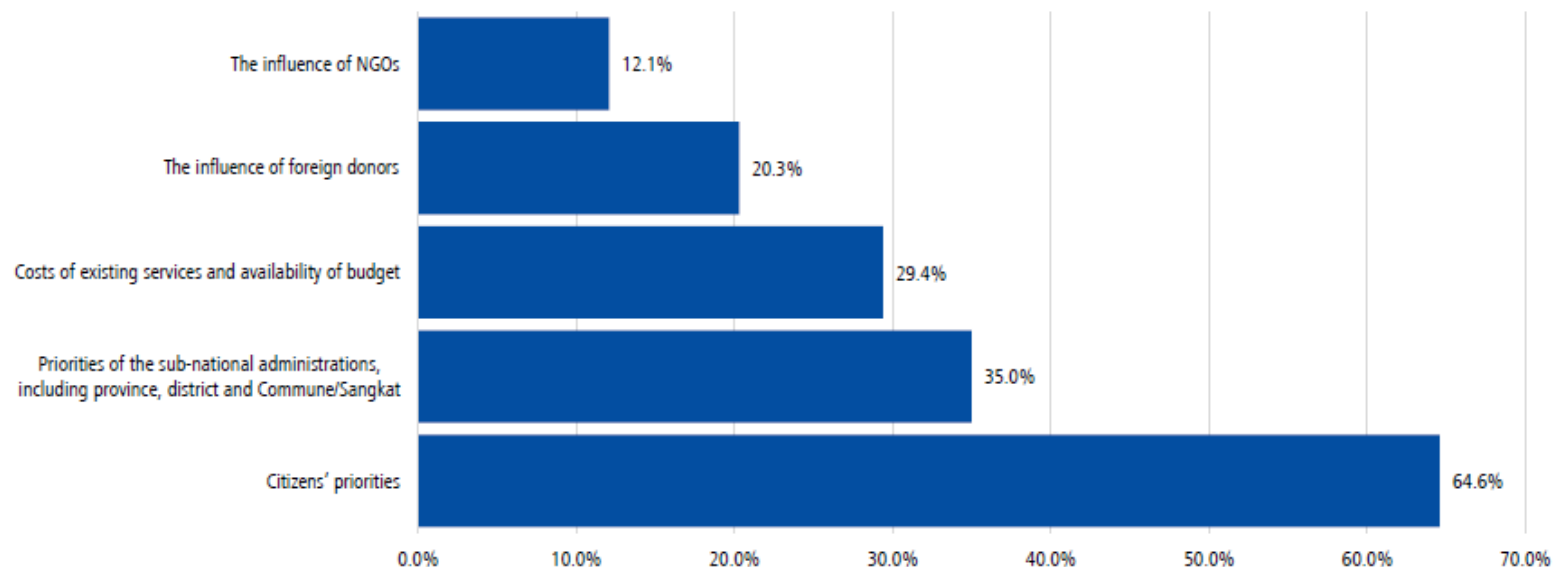


(N = 1,596. Source: National survey data, 2017.)



# Attitudes on government responsiveness in national budget distribution

What do you think the national government should consider when it makes decisions on how much money to spend and on which services?



(N = 1,596. Answers may total more than 100% because multiple response was allowed.)

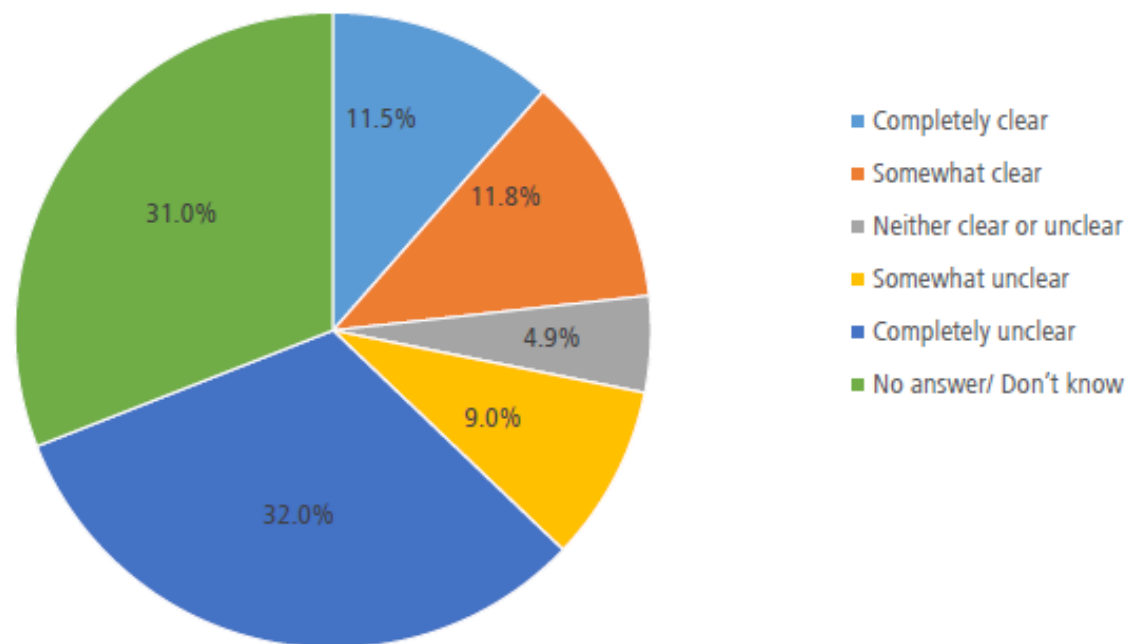
Source: National survey data, 2017.)

# Attitudes on citizen participation in national budget processes

	Yes	No	Don't Know
Would the national budget better address the real needs of citizens if citizens could participate in national budget processes?	87.8%	5.5%	6.7%
Would the quality of services be improved if citizens could participate in national budget processes?	89.0%	4.5%	6.5%

(N = 1,596. Source: National survey data, 2017.)

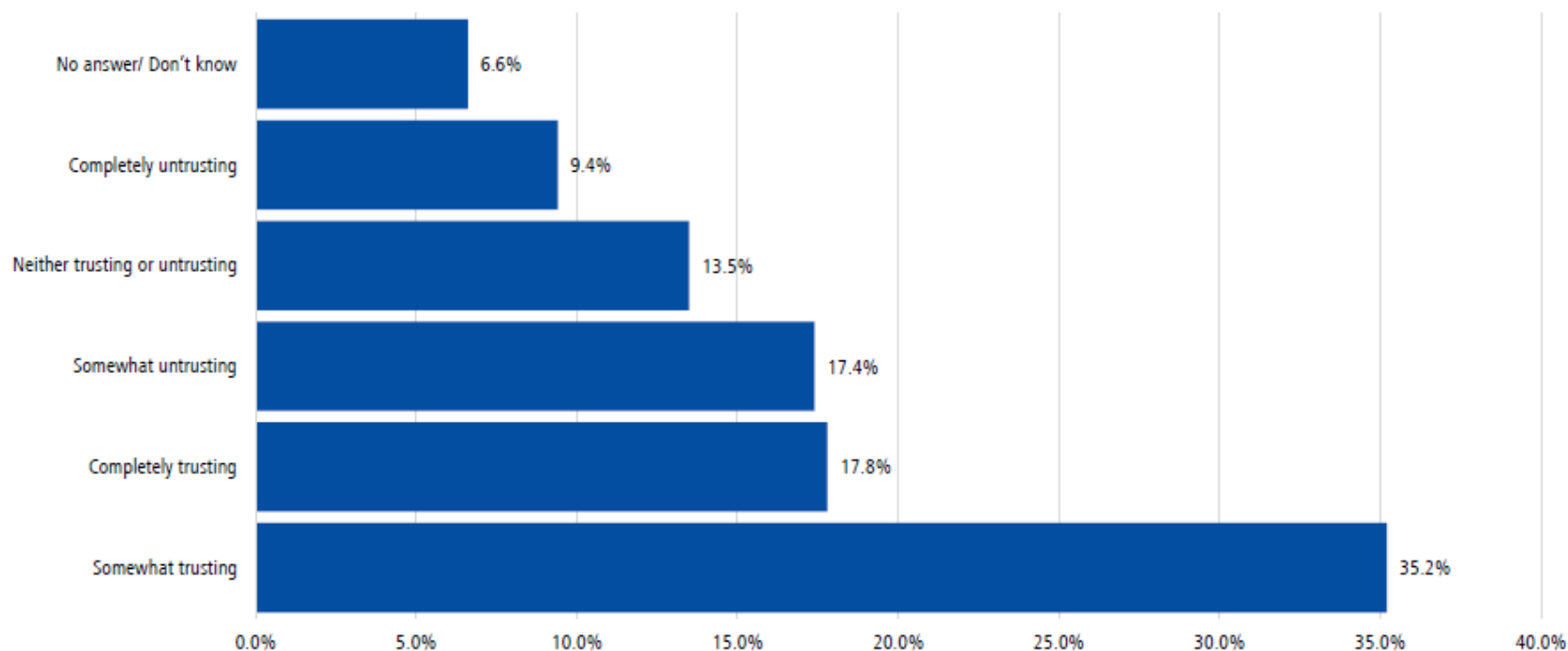
**How clearly do you differentiate between development projects funded by the state budget and development projects funded by political party budgets?**



(N = 1,596. Source: National survey data, 2017.)

# Attitudes towards government management of national budget

How much trust do you have in the government's management of national funds?



(N = 1,596. Source: National survey data, 2017.)

# **COMMUNE/SANGKAT LEVEL**

# Knowledge of Commune/Sangkat Budget Processes

Do you know who is mainly responsible for Commune/Sangkat budget preparation?  
(Answer accepted: Commune/Sangkat chief)

**37.5%**

Correct answer given by respondent

**62.5%**

Incorrect / no answer given by respondent

Do you know who is responsible for reviewing and approving Commune/Sangkat budget?  
(Answer accepted: Commune/Sangkat Council)

**22.7%**

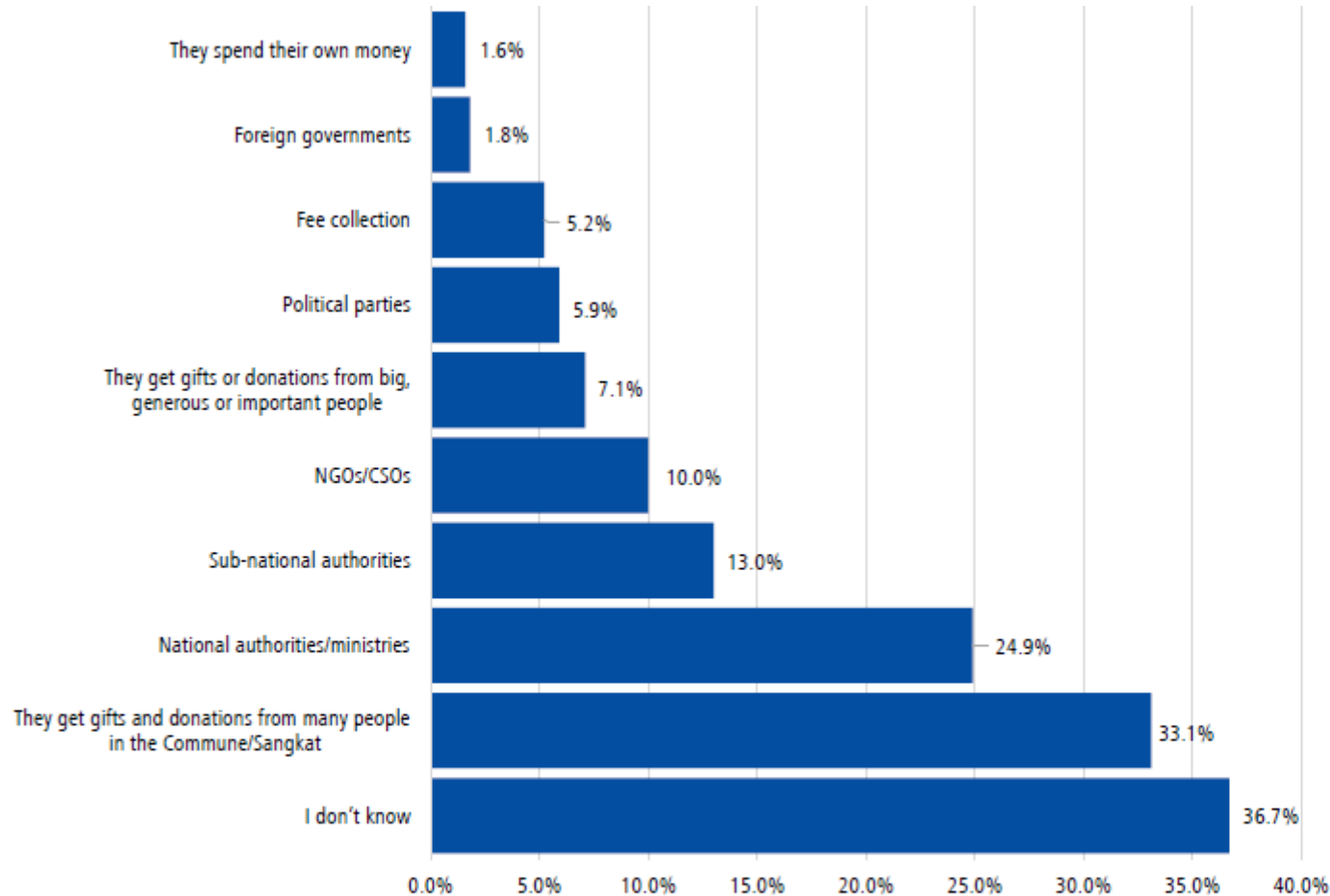
Correct answer given by respondent

**77.3%**

Incorrect / no answer given by respondent

(N = 1,596. Source: National survey data, 2017.)

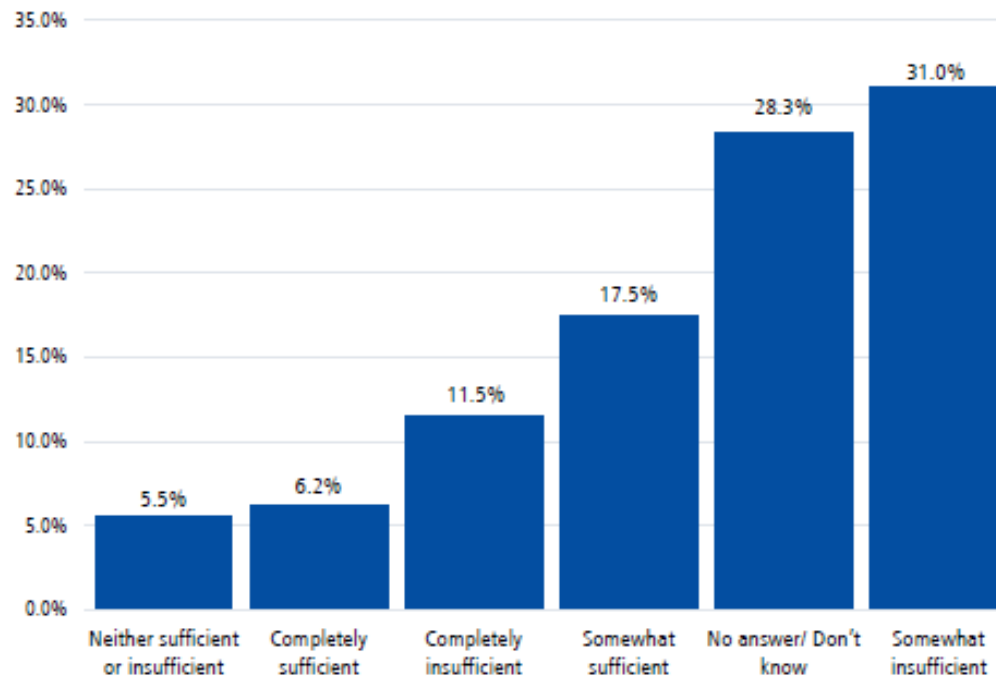
# Knowledge of Commune/Sangkat Budget Revenue Sources



(N = 1,596. Answers may total more than 100% because multiple response was allowed.  
 Source: National survey data, 2017.)

# Attitudes on the Sufficiency of Commune/Sangkat Budget Revenues

**Do you think the funds available to the Commune/Sangkat Council are sufficient to pay for necessary administration, development projects and services in your area?**



(N = 1,596. Source: National survey data, 2017.)



# Attitudes on Strategies for Improving the Sufficiency of Commune/Sangkat Budget Revenues

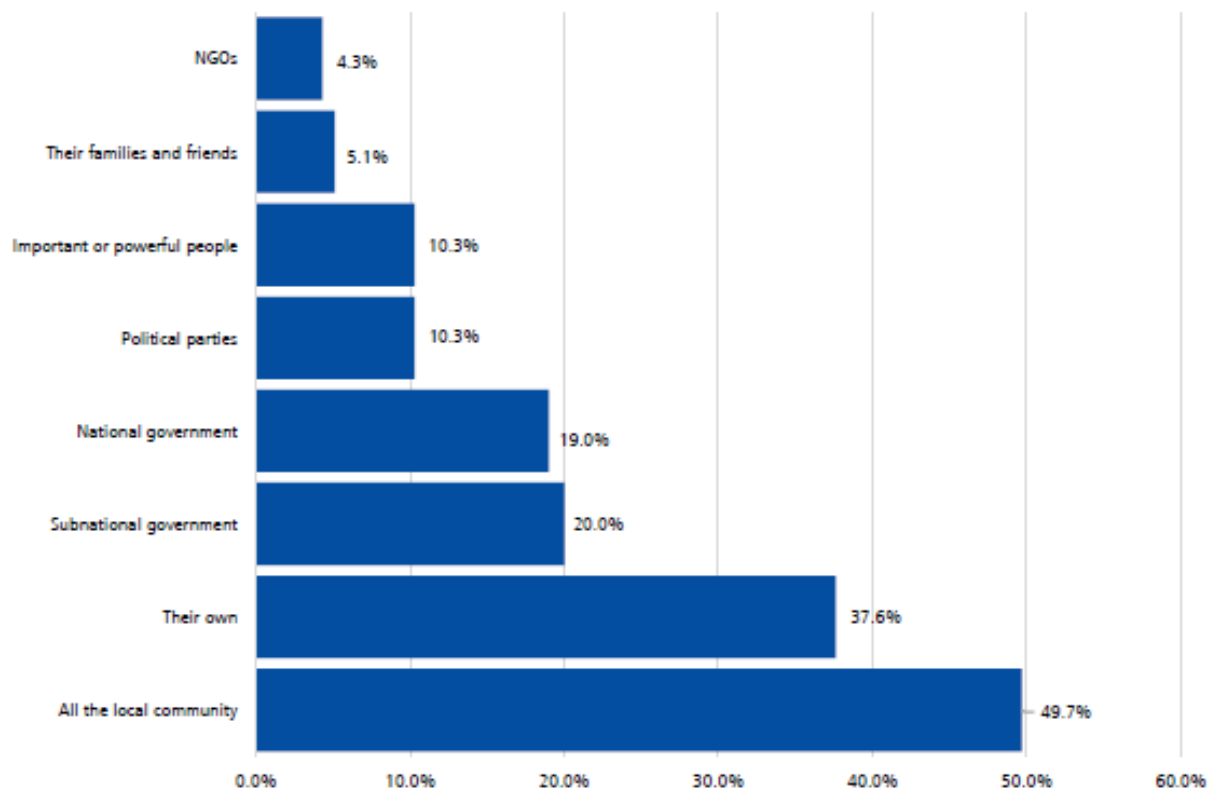
	Strategies
If less than completely sufficient, which of the following do you think is the best way to raise the additional funds needed?	
• The Commune/Sangkat should get more funds from national government	66.3%
• The Commune/Sangkat should get more funds from NGOs	27.5%
• The Commune/Sangkat should not use the funds to benefit themselves	21.9%
• The Commune/Sangkat should raise money from the community through gifts or donations	19.9%
• The Commune/Sangkat should manage the funds more effectively	17.4%
• The Commune/Sangkat should find less expensive ways to provide services or projects	11.8%
• The Commune/Sangkat should reduce the number of services or projects it supports	8.3%
• The Commune/Sangkat should charge the community more when they use services	3.7%

(N = 1,596. Answers may total more than 100% because multiple response was allowed.)

Source: National survey data, 2017.)

# Attitudes on Commune/Sangkat Responsiveness in Budget Distribution

Whose opinions and priorities have strong influence on the Commune/Sangkat's decision on how to spend the budget?



(N = 1,596. Answers may total more than 100% because multiple response was allowed. Source: National survey data, 2017.)

# Knowledge of public right to participate in Commune/Sangkat budget processes

Rights	Yes, participant aware of the right	No, participant unaware or unsure of the right
Do you know if all members of the community including you have right to participate in the following processes:		
• Public meeting that is held every year in your village to discuss about Commune/Sangkat development plan, investment programme or budget	85.1%	14.9%
• View and comment on the budget plan before it is adopted	72.3%	27.7%
• Participate in Commune/Sangkat Council meetings, especially when Commune/Sangkat Council reviews and adopts the budget	62.2%	37.8%
• View a full written record of funds that the Commune/Sangkat Council obtains, manages and spends	50.6%	49.4%

N = 1,596. Source: National survey data, 2017.)

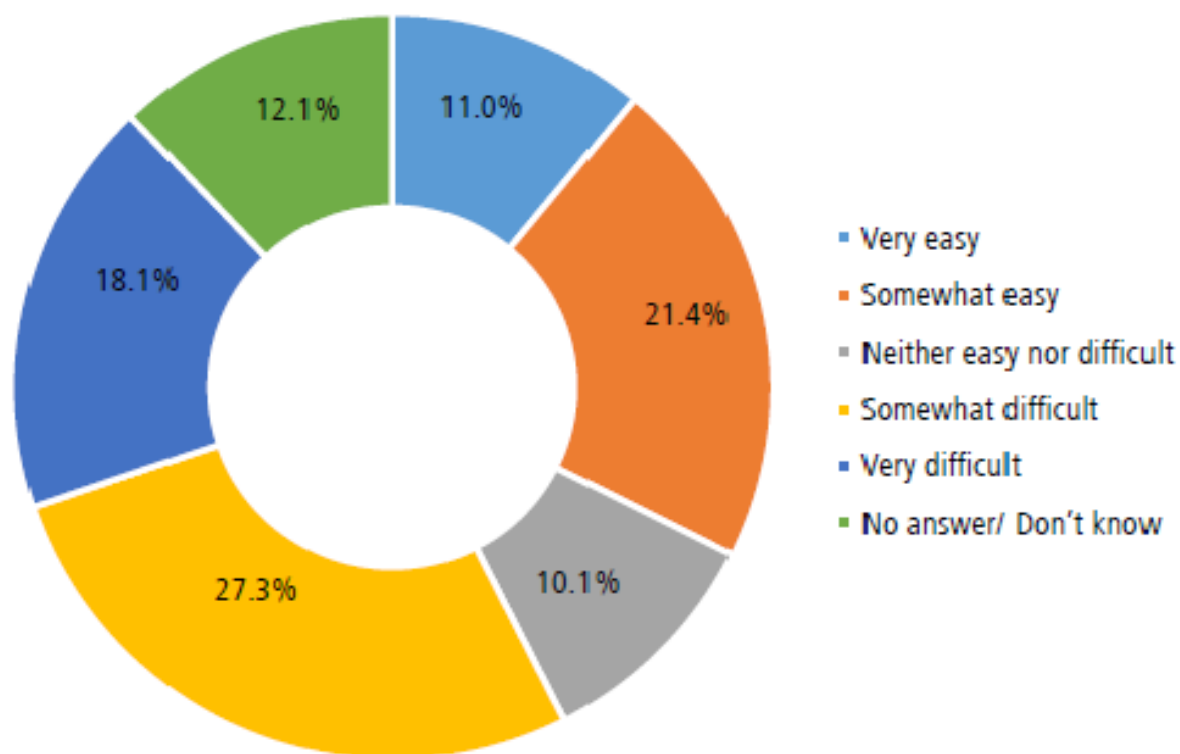
# Past exercise of public right to participate in Commune/Sangkat budget processes

Rights	Yes, have participated	No, have never participated
Have you ever participated in the following process:		
<ul style="list-style-type: none"> <li>Public meeting that is held every year in your village to discuss about Commune/Sangkat development plan, investment programme or budget?</li> </ul>	28.6%	71.4%
<ul style="list-style-type: none"> <li>View and comment on the budget plan before it is adopted</li> </ul>	11.6%	88.4%
<ul style="list-style-type: none"> <li>Participate in Commune/Sangkat Council meeting, especially when Commune/Sangkat Council reviews and adopts the budget?</li> </ul>	6.2%	93.8%
<ul style="list-style-type: none"> <li>View a full written record of funds that the Commune/Sangkat Council obtains, manages and spends?</li> </ul>	1.9%	98.1%

(N = 1,596. Source: National survey data, 2017.)

# Perceptions on ability to participate in Commune/Sangkat budget processes

Based on your experience or observation, how easy is it to participate in budget process at the Commune/Sangkat level in your community?



(N = 1,596. Source: National survey data, 2017.)

# Perceptions on barriers to participation in Commune/Sangkat budget process

## Factors

What makes you difficult or unable to participate in the process?

• Lack of time	42.6%
• Not being invited or encouraged to participate	32.8%
• Not being allowed to participate	20.0%
• Not knowing when or how to participate	19.4%
• Not knowing about their right to participate	9.7%

(N = 1,420. Answers may total more than 100% because multiple response was allowed. Source: National survey data, 2017.)

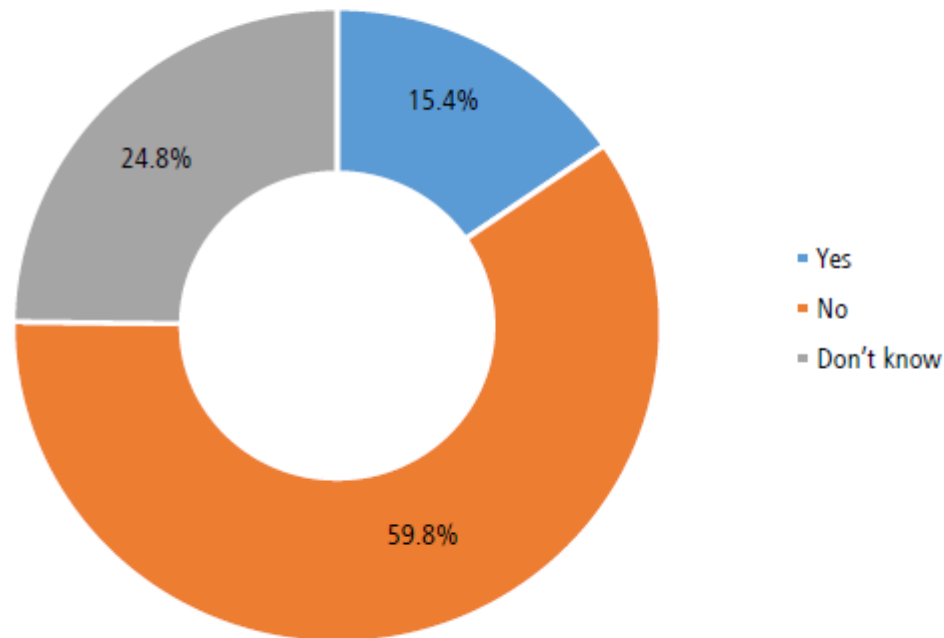
# Perceptions of Commune/Sangkat budget expenditure

According to what you know, what sectors did the Commune/Sangkat Council spend most of its funds on in the past year?	% Respondents
Roads	67.4%
No answer given/ don't know	25.3%
Relief for poor/disaster etc	8.6%
Dams/canals	8.1%
Wells, ponds, concrete drainage	8.0%
Schools/education	4.2%
Bridges	3.7%
Agricultural development	3.3%
Pagoda	2.2%
DLatrines/toilets	1.4%
Salaries and other administration costs	1.3%
Hospitals or health	1.1%
Ceremonial halls/commune office buildings	0.9%

(N = 1596. Answers may total more than 100% because multiple response was allowed.)

Source: National survey data, 2017.)

**Do you know if your Commune/Sangkat Council make a full record of the funds it obtains, manages and spends available for members of the public to view?**



(N = 1,596. Source: National survey data, 2017.)



# Past access to Commune/Sangkat budget reporting

	Yes	No
Have you ever received any information from the Commune/Sangkat authority about the dissemination of the record?	9.8%	90.2%
Have you ever tried to view this document?	3.5%	96.5%

(N = 1,596. Source: National survey data, 2017.)

# Barriers to access to Commune/Sangkat budget reporting

## Factors

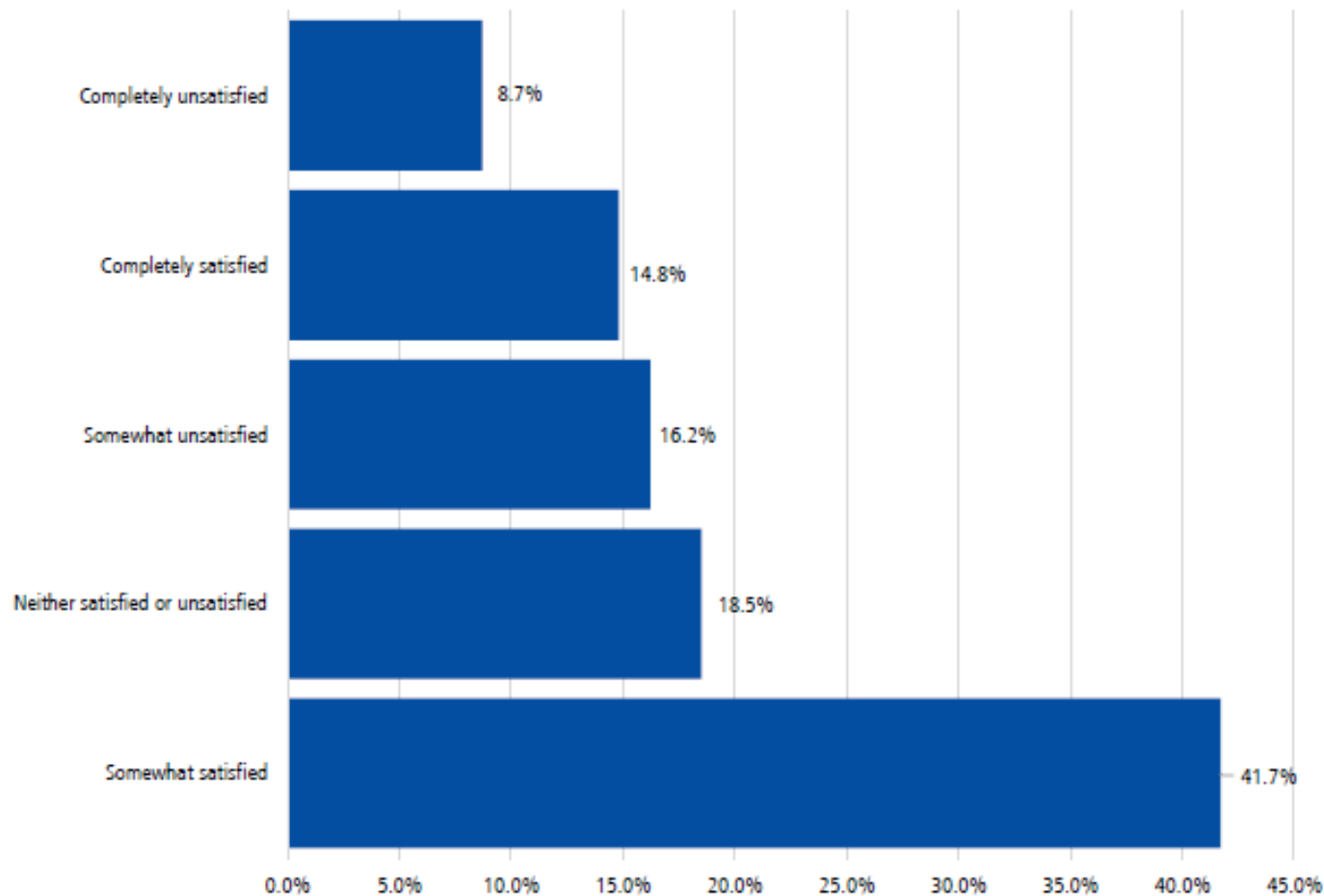
If you have never attempted to view the Commune/Sangkat budget report, what prevents you from attempting to view this document?

• I don't have time to view it	30.7%
• It's others business not relevant to me	22.9%
• I don't know that I have the right to view it	18.7%
• I am not allowed to view it	17.0%
• I feel that it is not important	14.5%
• I am not informed/invited to view i	14.4%
• I don't know where, when or how to view it	13.7%
• I am illiterate	2.3%
• I am fearful	0.6%

(N = 1,540. Answers may total more than 100% because multiple response was allowed.)

Source: National survey data, 2017.)

# Overall satisfaction with Commune/Sangkat budget process



(N = 1,596. Source: National survey data, 2017.)

## Recommendations for national level government

- Address low level of knowledge about budgets and increase low levels of participation in budget processes
- Enhance inclusivity of budget processes and allocations, especially for women
- Provide better access to timely and clear budget information
- Increase understanding of revenues and taxation

## Recommendations for sub-national government

- Maximise the gains from decentralisation and deconcentration reforms to improve transparency, accountability, and accessibility
- Provide greater accountability for urban residents
- Facilitate increased levels and inclusivity of public participation
- Increase transparency regarding local politics and local budgets

# *Thank you*



**+855 23 21 44 30**



**info@ticambodia.org**



**www.ticambodia.org**



**Transparency International Cambodia**



**@ticambodia**